

PRODUCT NO.	1
DSPV04LHGCT	
RoHS compliant	

NOTES : 1 Specification:

- 1>.Operating force:10000gf Max
- 2>.Operating Temperature: -40° to+85°
- 3>.Storage Temperature: -40° to+85°
- 4>.Mechanical Life:3000cycles minimum
- 5>Electrical Life:2000cycles minimum

2. PLATING:

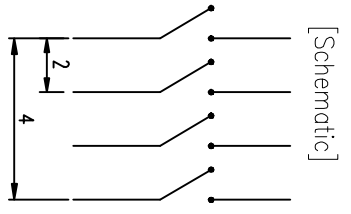
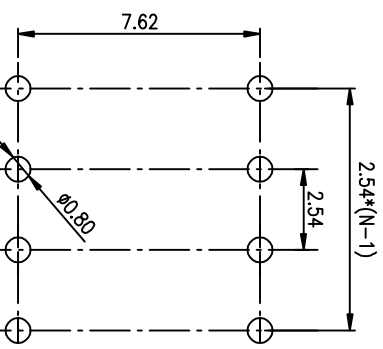
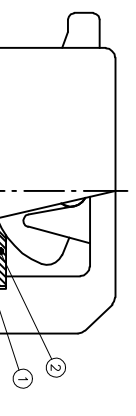
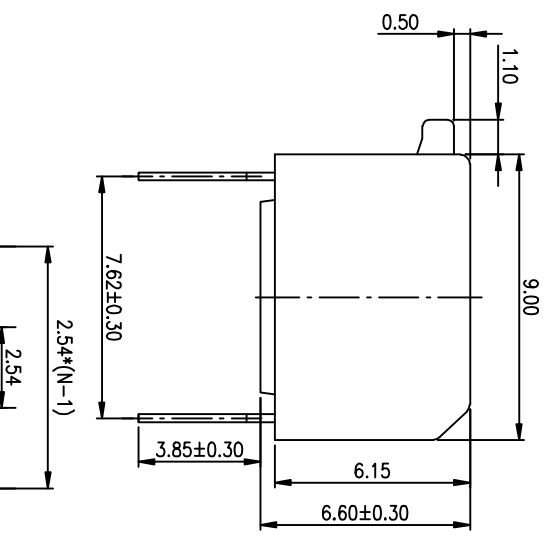
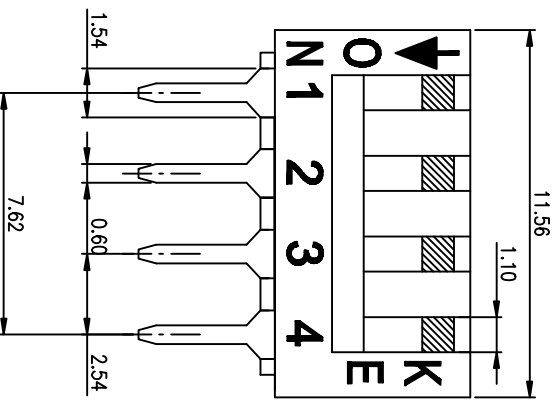
GOLD FLASH 1u”(min.) SOLDER TALL,
3u” GOLD PLATING ON THE CONTACT AREA,
WITH 50u” NICKEL UNDERPLATINGOVERALL.

3. CONTACT RATING:

- 1.SWITCHING: 25mA at 24VDC
- 2.NON-SWITCHING: 100mA at 50VDC
- WITH 50u” NICKEL UNDERPLATINGOVERALL.

4. PART NUMBER DESCRIPTION :

DS XX I S G E T
 [Packing:T=Tube R=Reel]
 [Finish:3=3u” Gold-plated F=10u” Gold-plated]
 [Finish: G=Full Gold S=Contact-Gold-plated]
 [Terminal:S=SMD type H=Straitght.....]
 [Actuator:T=Tape sealed S=Low profile W/O Tape L=Extension]
 [HP=Half-Pitch IC=C type PV=Plano type]




RECOMMENDED PCB LAYOUT (TOP VIEW)

Number	Part Name	Material	Finished
①	Actuator	UL94 V0	White
②	Cover	UL94 V0	Black
③	Movable	Copper Alloy	3u” Gold
④	Terminal	Brass	1u” Gold
⑤	Base	UL94 V0	Black
⑥	Terminal Contact	Brass	3u” Gold

TOLERANCE UNLESS OTHERWISE SPECIFIED	ANGLES	PROJECTION
0 ± 0.25	0 ± 2°	
.00 ± 0.15	.0 ± 1°	
.000± 0.10	.00± 0.5°	

DESIGN	kathy	03/20/12
DRAWING		
CHECK		
APPRO.		
FILE NO.	DSPV04LHGCT-A	
SIZE	UNIT	SCALE
A4	mm	2 : 1



BY DSPV SERIES PITCH 2.54mm
 PRODUCT FAMILY DSPV SERIES
 PRAT NO. DSPV04LHGCT

REV.	ECN NO.	DR	DATE